

Measure Developers' Webinar

January 23, 2012



NATIONAL
QUALITY FORUM

Agenda

Recapping 2011

- ICD-10 Requirements
- Online Time-Limited Endorsement Form
- Paired and Composite Measures
- Submit Your Measure Now Option

Today

- Documenting Measure Specifications

Coming in 2012

- Update on the Two-Stage Process Proposal



Recapping 2011

Required Documentation for ICD-10

1. Statement of Intent

2. Codes

3. Process

1. Statement of Intent for ICD-10

Convert this measure to a new code set

Take advantage of the more specific code set

The intent of the measure has changed.

- May need ad hoc review or review in upcoming project

1. Statement of Intent for ICD-10: New Measure

Validity Testing (Measure evaluation criterion 2b2)

2b2.1. Data Sample *(Describe the data or sample including number of measured entities; number of patients; dates of data; if a sample, characteristics of the entities included)*

20000 characters left

2b2.2. Analytic Method *(Describe method of validity testing and rationale; if face validity, describe systematic assessment)*

20000 characters left

1. Statement of Intent for ICD-10: Annual Update

The screenshot displays the National Quality Forum (NQF) website interface. At the top, the NQF logo is on the left, and navigation links for LOG-OUT, CONTACT US, NQF, AB, F, CALENDAR, and FAQs/HELP are on the right. Below these are search bars for 'Search for NQF-Endorsed® Standards' and 'Search NQF Website'. A main navigation bar includes 'Setting Priorities', 'Measuring Performance', 'Topics', 'News & Resources', 'Events', and 'Membership'. A secondary navigation bar contains 'About NQF', 'Request Removal', 'Print Previous Submission', 'Validate', 'Save Draft', 'Submit With Changes', and 'Submit Without Changes'. A 'Submit With Changes' dialog box is open in the center, featuring a green header with the title and a 'Close' button. The dialog contains the text: 'This will submit the changes to the system. If you wish to continue please provide release notes.' Below this is a 'Release Notes' section with a large text input area. At the bottom of the dialog is a 'Submit' button. The background page shows a sidebar with 'About NQF' expanded, listing various categories like 'Mission and Vision', 'Funding', 'Governance and Management', 'NQF Staff', 'HHS Performance Measurement', 'Contracting Opportunities', 'Careers at NQF', 'Back to Dashboard', and 'NQF Office Staffing and at'. A status bar at the bottom right of the dialog indicates '19852 characters left'.

1. Statement of Intent for ICD-10: Measures Undergoing Maintenance



NATIONAL
QUALITY FORUM

- LOG-OUT
- CONTACT US
- NQF ABOUT NQF
- CALENDAR
- FAQs/HELP

Search for NQF Endorsed® Standards Search NQF Website

- Setting Priorities
- Measuring Performance
- Topics
- News & Resources
- Events
- Membership

Help | Print Submission | Validate | Save Draft | Submit | Withdraw Request | Print View of Current Endorsed

NQF Measure Submission Form, Version 5.0

Project Name : Patient Safety Measures-Complications Project
Measure Title : Pediatric Weight Documented in Kilograms
Deadline Date : N/A
Last Edit Date : 07.28.2011 - 02:36 PM
Last Edit By : Sue Tellez
Measure Process : Endorsement Maintenance

- Introduction
- NQF Conditions
- Specifications
- Importance
- Scientific Acceptability
- Usability
- Feasibility
- Related and Competing Measures
- Additional
- Release Notes



Please put the changes that have been made to this measure in this box. Please be as concise as possible. Thank you.*

20000 characters left

save draft submit

2. Codes: Annual Update

- E-mail Excel file to **measuremaintenance@qualityforum.org**
-

OR

- (If only a few codes): Include **ICD-10 codes** (with definitions) in Numerator Details, Denominator Details, and/or Exclusion Details as appropriate

2. Codes: New Measure or Measures Undergoing Maintenance

- Attach Excel at data field **2a1.30. Data Dictionary or Code Table**

OR

- (If only a few codes): Include **ICD-10 codes** (with definitions) in Numerator Details, Denominator Details, and/or Exclusion Details as appropriate

2. Code Tables: New Measure or Measures Undergoing Maintenance

NQF Measure Submission Form, Version 5.0, Specifications tab

2a1.30. Data Dictionary or Code Table *(Please provide a web page URL or attachment if exceeds 2 pages. NQF strongly prefers URLs. Attach documents only if they are not available on a web page and keep attached file to 5 MB or less.)*

URL

Attachment



3. Process: Annual Update

- Word or PDF file describing process
 - Names and credentials of experts
 - Summary of stakeholder comments
 - Results of any testing

- Send to **measuremaintenance@qualityforum.org**

3. Process: New Measures or Measures Undergoing Maintenance

- Enter **process** of determining ICD-10 codes into the Validity section, data field **2b2.2. Analytic Method**
- If ICD-10 **testing data** is available, enter that into the Validity section, data field **2b2.3. Testing Results**
- If necessary, add **attachments** at bottom of Scientific Acceptability tab, data field **2.1. Supplemental Testing Methodology Information**

3. Process: New Measures or Measures Undergoing Maintenance

NQF Measure Submission Form, Version 5.0, Scientific Acceptability tab

Validity Testing (Measure evaluation criterion 2b2)

2b2.1. Data Sample (Describe the data or sample including number of measured entities; number of patients; dates of data; if a sample, characteristics of the entities included)



20000 characters left

2b2.2. Analytic Method (Describe method of validity testing and rationale; if face validity, describe systematic assessment)



20000 characters left

2b2.3. Testing Results (Provide statistical results and assessment of adequacy in the context of norms for the test conducted; if face validity, describe results of systematic assessment)



20000 characters left

NQF Guidance

ICD-10-CM/PCS Coding Maintenance Operational Guidance

Available on NQF Web site at:

[http://www.qualityforum.org/Publications/2010/10/ICD-10-CM/PCS Coding Maintenance Operational Guidance.aspx](http://www.qualityforum.org/Publications/2010/10/ICD-10-CM/PCS_Coding_Maintenance_Operational_Guidance.aspx)

(Log in first to get the report.)

Questions?



New Measure Submission Tools from 2011



Measures with Time-Limited Endorsement

When NQF sends notice that testing data is due . . .

The screenshot shows a web application interface with two tabs: "My Measures" (selected) and "My Nominations". Below the tabs is a toolbar with a "+ Measure Process" button, a "+ Status" button, a checkbox for "Include Followed Measures", a "Reset" button, and a "Search" button. The main content is a table with the following columns: "Measure #", "Name", "Process", "Status", "Last Edited Date", and "Followed?".

Measure #	Name	Process	Status	Last Edited Date	Followed?
0714	<u>Standardized mortality ratio for neonates undergoing non-cardiac surgery</u>	None	Endorsed	Oct 12, 2011 03:44 PM	Owned
0713	<u>Ventriculoperitoneal (VP) shunt malfunction rate in children</u>	None	Endorsed	Oct 12, 2011 03:43 PM	Owned
0715	<u>Standardized adverse event ratio for children < 18 years of age undergoing cardiac catheterization</u>	None	Endorsed	Oct 12, 2011 03:42 PM	Owned

Each row in the table has a "Submit Test Data" link below the name, which is circled in green in the original image.



- About NQF
- Mission and Vision
- Funding
- Governance and Leadership
- NQF Staff
- HHS Performance Measurement
- Contracting Opportunities
- Careers at NQF
- Back to Dashboard
- NQF Office Status

Validate | Save Draft | Submit Test Data

NQF: Time-Limited Test Data Submission

Measure Title : Validated family-centered survey questionnaire for parents' and patients' experiences during inpatient pediatric hospital stay

Measure Number : 0725

2a1.1. Numerator Statement *(Brief, narrative description of the measure focus or what is being measured about the target population, e.g., cases from the target population with the target process, condition, event, or outcome)*

The 62-item survey evaluates parents' experiences during inpatient pediatric hospital stay.

19909 characters left

2a1.2. Numerator Time Window *(The time period in which the target process, condition, event or outcome is eligible for inclusion)*

Surveys received from parents of pediatric inpatients that were received within 6 week after sending the survey out to the parents that were randomly selected from all parents with children who had inpatient stays during a certain time period prior to sending the survey out, e.g. the prior month.

19703 characters left

2a1.3. Numerator Details *(All information required to identify and calculate the cases from the target population with the target process, condition, event, or outcome such as definitions, codes with descriptors, and/or specific data collection items/responses)*

The dimensions that are included are overall impressions, interactions with nurses, interactions with doctors, the admission and discharge process, home care preparation, medications, pain management, parent involvement, hospital environment, support staff and food. Demographic questions are included at the

19299 characters left

2a1.4. Denominator Statement *(Brief, narrative description of the target population being measured)*


Randomly sampled parents or caregivers, 18 years or older, of children who had an inpatient stay of at least one night at the hospital and responded to the survey.

19837 characters left

Paired and Composite Measures

Step 1: What Kind of Measure?

What kind of measure are you submitting?

- Single Measure
 - Quality Measure
 - Resource Use Measure
- Paired Measure 
- Composite Measure

Paired Measures

Step 2: Select or Start Measures

Please create a title for this pairing:

If you are unsure of which measure to select for Existing, please view the [Endorsed Standards directory](#) to view details for all NQF Endorsed measures.

Measure 1 : Existing

[remove this measure](#)

New

Select form type

Also review this measure for individual endorsement.

[\[+\] add measure](#)

cancel

back

continue

Picking a Paired Measure

Step 2: Select or Start Measures

Please create a title for this pairing:

If you are unsure of which measure to select for Existing, please view the [Endorsed Standards directory](#) to view details for all NQF Endorsed measures.

Measure 1 : Existing

New

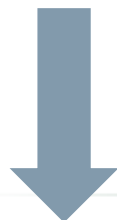
epis|
0470 : Incidence of **Ep**isiotomy
0520 : Drug Education on All Medications Provided to Patient/Caregiver During Short Term **Ep**isodes of Care
0524 : Pain Interventions Implemented During Short Term **Ep**isodes Of Care
0539 : Pressure Ulcer Prevention Implemented during Short Term **Ep**isodes of Care

[remove this measure](#)



back << continue >>

[+] add measure



Picking Second Paired Measure

Step 2: Select or Start Measures

Please create a title for this pairing: Neonatal Pair Example

If you are unsure of which measure to select for Existing, please view the [Endorsed Standards directory](#) to view details for all NQF Endorsed measures.

Measure 1 : Existing [remove this measure](#)

You have selected the following measure:

0470 : Incidence of Episiotomy ✕

New

Select form type ▼

Also review this measure for individual endorsement.

Measure 2 : Existing [remove this measure](#)

New

Select form type ▼

Also review this measure for individual endorsement.

[+ add measure](#)

cancel ✕

back <<

continue >>

Adding New Paired Measure

Step 2: Select or Start Measures

Please create a title for this pairing: Neonatal Pair Example

If you are unsure of which measure to select for Existing, please view the [Endorsed Standards directory](#) to view details for all NQF Endorsed measures.

Measure 1 : Existing [remove this measure](#)

You have selected the following measure:
0470 : Incidence of Episiotomy ✕

New

Select form type

Also review this measure for individual endorsement.

Measure 2 : Existing [remove this measure](#)

New

Quality Measure

Select form type

Quality Measure for

Resource Use Measure

[+] add measure

cancel ✕ back << continue >>


Adding New Paired Measure

Measure 2 : Existing [remove this measure](#)

New

▼

Also review this measure for individual endorsement.



[+] add measure

cancel X

back <<

continue >>

NQF Numbering of Measure Pair

1911: Neonatal Pair Example

You have successfully created a paired measure #1911 titled 'Neonatal Pair Example' with the following measures:

Please click on the titles of the new measures in order to begin submitting your form. The new measures will also be available on your [dashboard](#).

Status	Form Type	Measure Number	Title
Public and Member Commenting	Quality Measure	0470	Incidence of Episiotomy
In Progress	Quality Measure	1910	Incidence of Episiotomy in Premature Births

Note: After submitting the individual measures, please remember to submit the pairing to NQF for consideration.

Starting a Composite Measure

Step 1: What Kind of Measure?

What kind of measure are you submitting?

Single Measure

Quality Measure Resource Use Measure

Paired Measure

Composite Measure



Picking Measure #1 in a Composite

Step 2: Select or Start Measures

Please create a title for this composite:

If you are unsure of which measure to select for Existing, please view the [Endorsed Standards directory](#) to view details for all NQF Endorsed measures.

Measure 1 : Existing

New

- 0470 : Incidence of **Episiotomy**
- 0520 : Drug Education on All Medications Provided to Patient/Caregiver During Short Term **Episodes** of Care
- 0524 : Pain Interventions Implemented During Short Term **Episodes** Of Care
- 0539 : Pressure Ulcer Prevention Implemented during Short Term **Episodes** of Care
- 1910 : Incidence of **Episiotomy** in Premature Births

[remove this measure](#)

[+] add measure

back



continue



Picking Measure #2 in a Composite

Step 2: Select or Start Measures

Please create a title for this composite: Neonatal Composite Example

If you are unsure of which measure to select for Existing, please view the [Endorsed Standards directory](#) to view details for all NQF Endorsed measures.

Measure 1 : Existing [remove this measure](#)

You have selected the following measure:

0470 : Incidence of Episiotomy x

New

Select form type ▼

Also review this measure for individual endorsement.

Measure 2 : Existing [remove this measure](#)

New

Quality Measure ▼

Also review this measure for individual endorsement.

[\[+\] add measure](#)

cancel X

back <<

continue >>

NQF Numbering of Composite

1913: Neonatal Composite Example

You have successfully created a composite measure #1913 titled 'Neonatal Composite Example' with the following measures:

Please click on the titles of the new measures in order to begin submitting your form. The new measures will also be available on your [dashboard](#).

Status	Form Type	Measure Number	Title
In Progress	Composite Measure	1913	Neonatal Composite Example
Public and Member Commenting	Quality Measure	0470	Incidence of Episiotomy
In Progress	Quality Measure	1912	incidence of episiotomy with premature births

Note: After submitting the individual measures, please remember to submit the composite to NQF for consideration.

cancel



edit



Submit Your Measure Now Option

Available to start a measure anytime

Lets NQF know measures are coming

Allows you to work when convenient for you

<http://www.qualityforum.org/MeasureSubmissionStep1.aspx?projectID=0&ActivityID=0>

Setting Priorities	Measuring Performance	Topics	News & Resources	Events	Membership
--------------------	-----------------------	--------	------------------	--------	------------

+ / - Text Size | [Print](#) | [Email](#) | [Share](#)

Submitting Standards

NQF endorses performance measures and practices as voluntary consensus standards. Interested stewards and/or developers of measures or practices may submit their standards for consideration by NQF.

Online Measure Submission

To submit a measure, a steward must complete and electronically submit the online measure submission form for each measure they wish to submit to NQF for consideration.

NQF is now using an online Measure Submission Form, Version 5.0. The new online submission form includes a variety of new features and allows the user to:

- Gain secure access to the submission form from any location with an internet connection;
- Save a draft version of the form and return to complete it at his or her convenience; and
- Print a hard copy of the submission form for reference.

To review the questions included in the measure submission form, a [print view of the online form \(PDF\)](#) is available. For more information on the function of the online submission form, please consult the [Users' Guide to NQF's Online Measure Submission Form \(PDF\)](#). To review some examples of the type of information NQF is seeking in the measure submission, review the related information for examples for [evidence](#) and [measure testing](#).

Measure Evaluation

NQF evaluates measures against four standardized Measure Evaluation Criteria: [Importance to Measure and Report \(PDF\)](#), [Scientific Acceptability of Measure Properties \(PDF\)](#), [Usability and Feasibility \(PDF\)](#). Information regarding the criteria as well as guidance documents can be found on the [Measure Evaluation Criteria page](#).

Open Submission Process

Measure developers are now able to begin a measure submission at any time: [Submit Your Measure Now](#)

The purpose of providing the online submission form unrelated to a particular project is to give measure developers another venue to indicate readiness to NQF, regardless of topic. It also increases NQF's awareness and knowledge of what measures are in the

Related Information

[Measure Evaluation Criteria](#)

For more detailed information on measure evaluation criteria, please see the following reports:

- [Measure Harmonization Final Report](#)
- [Measure Testing Task Force Final Report](#)
- [Evidence Task Force Final Report](#)

Evaluation and Measure Submission Guidance (presentation PDFs):

- [Measure Testing and Scientific Acceptability of Measure Properties](#)
- [Evidence and Importance to Measure and Report](#)

Questions?





Today: Documenting Measure Specifications

Purpose of Specifications

- Understand the measure
-
- Measure the same things in same way regardless of who, where, or when

S.1. Measure Web Page*(In the future, NQF will require measure stewards to provide a URL link to a web page where current detailed specifications can be obtained.)*

Do you have a web page where current detailed specifications for this measure can be obtained?*

Yes No

Descriptive Information

De.1. Measure Title*

De.2. Brief description of measure *(including type of score, measure focus, target population, timeframe, e.g., Percentage of adult patients aged 18-75 years receiving one or more HbA1c tests per year)*

20000 characters left

De.3. If included in a composite, please identify the composite measure *(title and NQF number if endorsed).*

20000 characters left

Suggestions for Titles and Descriptions

Titles

- Include topic or condition
- Limit the number of words and characters

Descriptions

- Include information on denominator/patient population
- Limit to what is being measured

Examples of Titles and Descriptions

Title: Asthma assessment

Description: Percentage of patients who were evaluated during at least one office visit for the frequency (numeric) of daytime and nocturnal asthma symptoms

Title: Pneumococcal Vaccination of Nursing Home/ Skilled Nursing Facility Residents

Description: Percent of nursing home/skilled nursing facility residents whose pneumococcal polysaccharide vaccine (PPV) status is up to date during the 12-month reporting period.

2a1.1. Numerator Statement *(Brief, narrative description of the measure focus or what is being measured about the target population, e.g., cases from the target population with the target process, condition, event, or outcome)*

20000 characters left

2a1.2. Numerator Time Window *(The time period in which the target process, condition, event or outcome is eligible for inclusion)*

20000 characters left

2a1.3. Numerator Details *(All information required to identify and calculate the cases from the target population with the target process, condition, event, or outcome such as definitions, codes with descriptors, and/or specific data collection items/responses)*

20000 characters left

Suggestions for Numerator Statements and Time Windows

Numerator Statements

- Limit to the aspect of care/outcome of care/whatever that is being measured
- No need to include denominator information

Time window

- If the time frame is different than for identifying the target population, it should be specified.

Example of Numerator Statement and Time Window

Numerator Statement: Patients who received an influenza immunization OR who reported previous receipt of influenza immunization

Numerator Time Window: Once during the measurement period

Suggestions for Numerator Details

- Put codes into Excel spreadsheet(s)
 - Need to be specific
-

Example of Numerator Details

For Electronic Health Record specifications: See attached for eSpecification

For Claims/Administrative specifications:

Report CPT Category II Code 4274F: Influenza immunization administered or previously received

OR

CPT Procedure Code for Influenza Immunization: See attached Table 1.

Previous receipt can include: receipt of influenza immunization from another provider OR receipt of influenza immunization from same provider during a visit prior to October 1

2a1.4. Denominator Statement *(Brief, narrative description of the target population being measured)*

20000 characters left

2a1.5. Target Population Category *(Check all the populations for which the measure is specified and tested if any):*

Adult/Elderly Care

Maternal Care

Children's Health

Special Healthcare Needs

Populations at Risk

2a1.6. Denominator Time Window *(The time period in which cases are eligible for inclusion)*

20000 characters left

2a1.7. Denominator Details *(All information required to identify and calculate the target population/denominator such as definitions, codes with descriptors, and/or specific data collection items/responses)*

20000 characters left

Suggestions for Denominator Statements and Time Windows

Denominator Statements

- Limit to the population that is being measured
-

Time window

- The time frame for identifying the target population

Example of Denominator Statement and Time Window

Denominator Statement: All patients aged 6 months and older seen for a visit between October 1 and the end of February

Denominator Time Window: 12 consecutive months (October prior to the start of the measurement period, and the end of February of the measurement period if using a calendar year for the 12-month measurement period)

Suggestions for Denominator Details

- Put codes into Excel spreadsheet(s)
 - Need to be specific
-

Example of Denominator Details

For Electronic Health Record specifications: See attached for eSpecification

For Claims/Administrative:

Patients aged 6 months and older **AND**

CPT code: One outpatient visit between October 1 and the end of February
(see Table 2)

OR

One dialysis visit between October 1 and the end of February
(see Table 3)

OR

One preventive care visit between October 1 and the end of February
(see Table 4)

2a1.8. Denominator Exclusions *(Brief narrative description of exclusions from the target population)*

20000 characters left

2a1.9. Denominator Exclusion Details *(All information required to identify and calculate exclusions from the denominator such as definitions, codes with descriptors, and/or specific data collection items/responses)*

20000 characters left

Suggestions for Denominator Exclusions and Denominator Exclusion Details

Denominator Exclusions

- Limit to the population being excluded
-

Denominator Exclusion Details

- Put codes into Excel spreadsheet(s)
- Need to be specific

Example of Denominator Exclusion Details

For Electronic Health Record specifications: See attached for eSpecification

For Claims/Administrative:

Append modifier to CPT Category II code: 4274F-1P

Append modifier to CPT Category II code: 4274F-2P

Append modifier to CPT Category II code: 4274F-3P

(NOTE: If longer list of codes, attach Excel spreadsheet.)

2a1.25. Data Source (Check all the sources for which the measure **is specified and tested**) If other, please describe.

- | | |
|--|---|
| <input type="checkbox"/> Administrative claims | <input type="checkbox"/> Healthcare Provider Survey |
| <input type="checkbox"/> Electronic Clinical Data : Electronic Clinical Data | <input type="checkbox"/> Management Data |
| <input type="checkbox"/> Electronic Clinical Data : Electronic Health Record | <input type="checkbox"/> Paper Records |
| <input type="checkbox"/> Electronic Clinical Data : Imaging/Diagnostic Study | <input type="checkbox"/> Patient Reported Data/Survey |
| <input type="checkbox"/> Electronic Clinical Data : Laboratory | <input type="checkbox"/> Other |
| <input type="checkbox"/> Electronic Clinical Data : Pharmacy | |
| <input type="checkbox"/> Electronic Clinical Data : Registry | |

2a1.26. Data Source or Collection Instrument (Identify the specific data source or data collection instrument, E.g. name of database, clinical registry, collection instrument, etc.)

20000 characters left

Questions?



Coming in 2012: The Two-Stage Process

Proposed Two-Stage Endorsement Process

Stage 1:
Measure
Concept

- ✓ Focus on importance to measure & report (evidence, gap, impact)
- ✓ Concept: Numerator, denominator, exclusion statements
- ✓ Assess related and competing measures
- ✓ Process: SC approval, 2 week comment, CSAC/Board approval

Approved

Stage 2:
Fully
Specified
Measure

- ✓ Focus on scientific acceptability, feasibility, usability
- ✓ If concept approved, submit specified & tested measure
- ✓ Process: SC approval, 2 week comment incorporates voting, CSAC approval, Board ratification

Endorsement

Your input is needed!

- NQF plans to survey measures developers to assess the “pipeline” of measure concepts and full measures
-
- Results of survey will be used to help in planning implementation of 2-stage work going forward
 - Survey will be sent out in the coming two weeks

Additional Information

Link to 12/19/11 Measure Developer Webinar introducing 2-stage CDP review process:

http://www.qualityforum.org/Calendar/2011/12/Measure_Developer_Webinar.aspx

Upcoming Deadlines

- Call for Nominations
 - February 3: Health Information Technology Advisory Committee (HITAC)
 - February 17: Oral Health
 - Starting next 1-2 weeks: CSAC

- Call for Measures
 - February 14: Behavioral Health, Phase 1

Upcoming Deadlines

- Call for Comments
 - February 3: Population Health: Prevention Endorsement Maintenance
 - February 17: Surgery Endorsement Maintenance 2010

- Voting
 - February 3: Efficiency: Resource Use Phase II: CV/Diabetes, Pulmonary, Bone/Joint
 - February 27: Perinatal Care and Reproductive Health (starts February 13)

Next Webinar

February 27, 2011, 1 p.m. ET

- Tentative topic: Proposed Two-Step Process

How To Reach Us

General E-mail: measuremaintenance@qualityforum.org

Heidi Bossley, VP, Performance Measures

hbossley@qualityforum.org

Akin Demehin, Administrative Director, Performance Measures

ademehin@qualityforum.org

Glyndon Morris, Director, Measures Maintenance

gmorris@qualityforum.org

Ashley Morsell, Project Manager, Measures Maintenance

amorsell@qualityforum.org